

CBM/3-12/9 8-1800 A E00

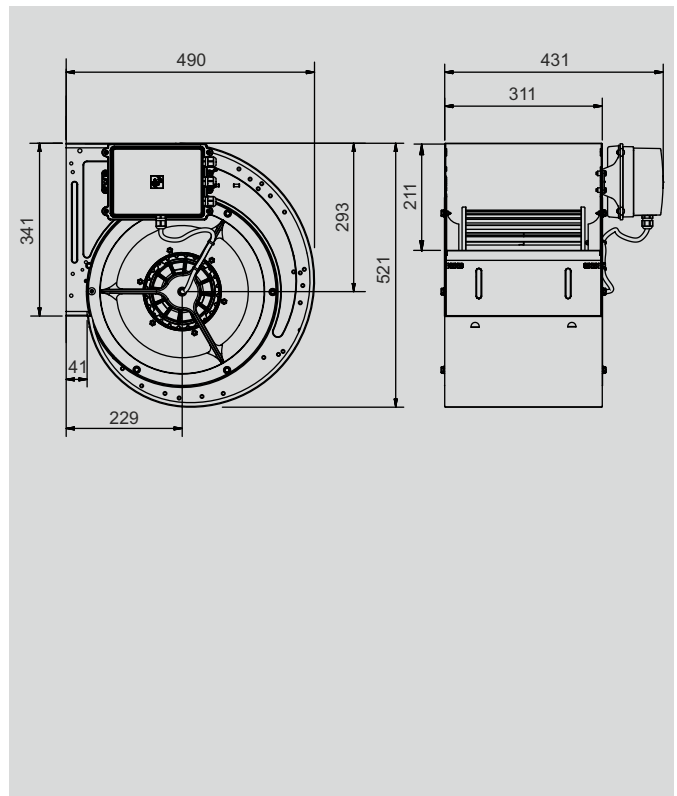
IP55



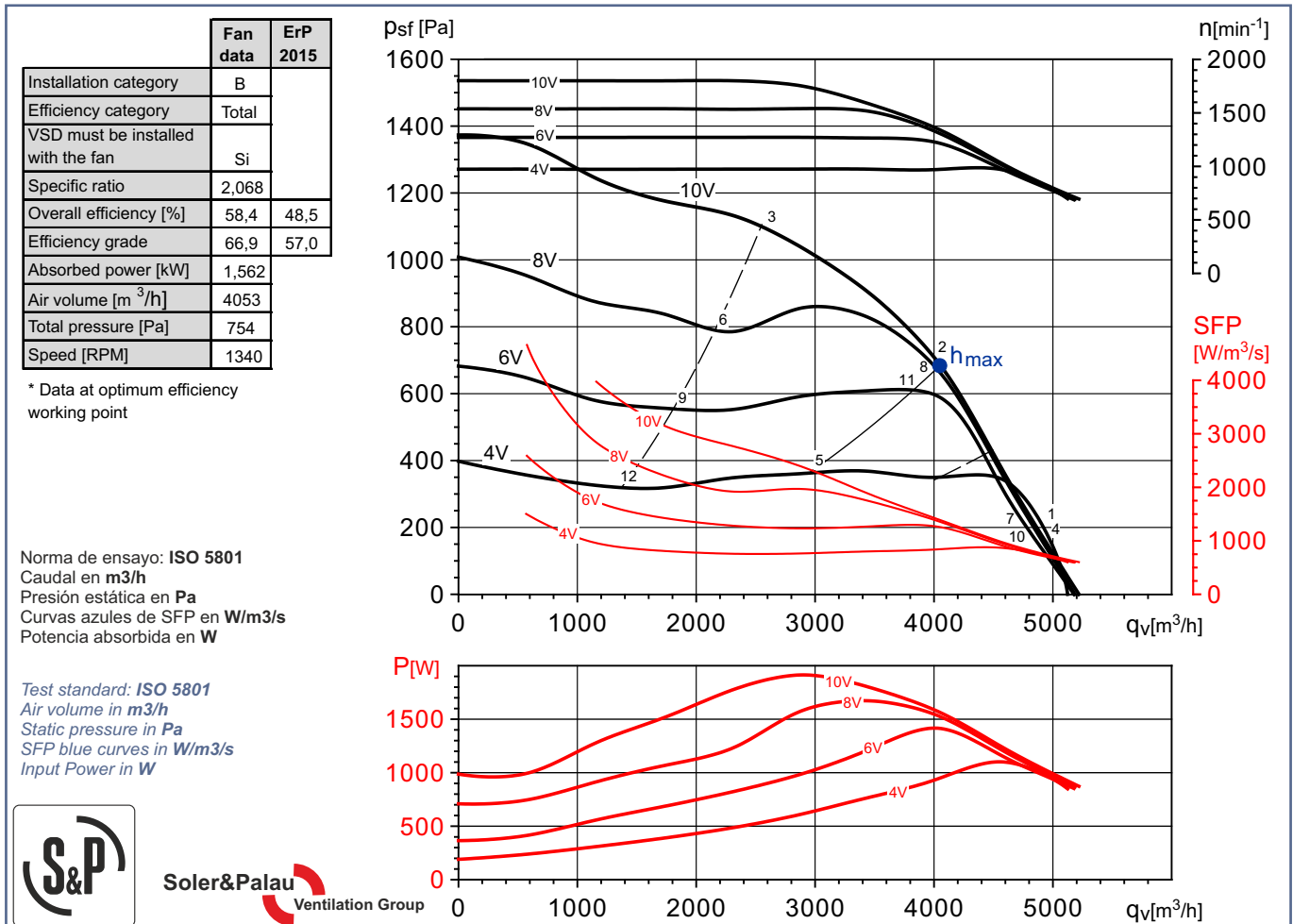
Dimensiones y conexiones
Dimensions and wiring

Características Characteristics

Tensión Voltage	1 ~#230V±10% 50/60Hz
Tipo motor Motor type	EC MOTOR - IP55 cl.B S1
Velocidad máxima Maximum speed	1800 RPM
Potencia absorbida máxima Maximum absorbed power	1,916 kW
Intensidad absorbida máxima Maximum absorbed current	8,0 A
Material turbina Wheel material	Galvanized sheet steel
Temperatura del aire Air temperature	-20°C<T<+40°C
Peso Weight	26,4 kg
Código ventilador Fan code number	5128552100
Código motor Motor code number	9096000931



Curvas características / Performance curves (25/01/2021)



Soler&Palau
Ventilation Group

CBM/3-12/9 8-1800 A E00

IP55



Características

Characteristics

Model type	Input tension regul. (V)	Speed (rpm)	Maximum power absorbed (W)	Maximum current absorbed (A)	Maximum air volume (m3/h)
CBM/3-12/9 8-1800 A E00	10	1800	1916	8,0	5220
	8	1540	1673	7,0	5190
	6	1270	1417	6,0	5180
	4	1000	1103	4,7	5120

Características acústicas

Acoustic characteristics

Working point	63	125	250	500	1000	2000	4000	8000	LwA
1 INLET	50	64	68	72	75	77	73	66	81
2 INLET	54	68	72	76	79	81	77	70	85
3 INLET	58	72	76	80	83	85	81	74	89
4 INLET	50	64	68	72	75	77	73	66	81
5 INLET	54	68	72	76	79	81	77	70	85
6 INLET	55	69	73	77	80	82	78	71	86
7 INLET	50	64	68	72	75	77	73	66	81
8 INLET	53	67	71	75	78	80	76	69	84
9 INLET	51	65	69	73	76	78	74	67	82
10 INLET	50	64	68	72	75	77	73	66	81
11 INLET	47	61	65	69	72	74	70	63	78
12 INLET	45	59	63	67	70	72	68	61	76

Norma de ensayo: ISO 5801. Espectros de potencia sonora en dB(A)
 Test standard: ISO 5801. Sound power spectrum in dB(A)

Características técnicas

Technical features

- 0-10V / 4-20mA / PWM control signal input
- 0-10V or 4-20mA sensor input
- 0-10V (5mA) slave output
- 10VDC (10mA) output
- 24VDC (100mA) output
- Integrated PI control
- Active Power Factor Correction, PFC
- RS-485 ModBus-RTU
- Alarm relay
- Remote ON/OFF
- Leakage current ≤ 3.5 mA
- Hall Output (1 pulse/rev.)
- Fire mode

Modos de funcionamiento

Operating modes

- Constant speed (rpm)
- Constant power (W)
- Constant torque (mNm)
- PI
- Proportional
- Min/Max
- Constant airflow sensorless (On demand from factory)
- Constant pressure sensorless (On demand from factory)

Protecciones

Protections

- Rotor blocked
- Limitation by voltage / torque
- Heat-up of electronics and/or motor
- Detection of deviation from top / bottom voltage limits
- "Soft Start"
- Flying start
- Open phase
- Short circuit

Directivas

Directives

- Immunity: EN 61000-6-2 (Industrial environment)
- Emission: EN 61000-6-3 (Household environment)
- Harmonics: EN 61000-3-2

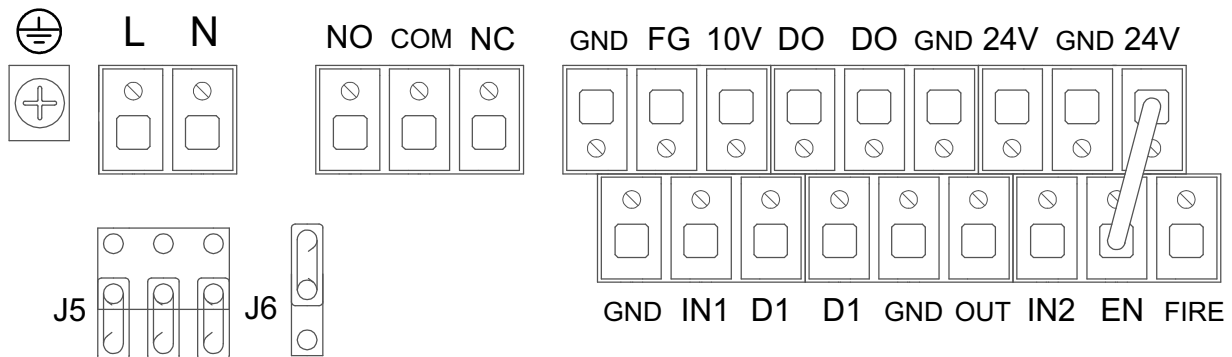


CBM/3-12/9 8-1800 A E00

IP55



Terminales
Terminals



Terminal	Function/Technical specification
L, N	Supply voltage single phase 230V±10% 50/60Hz
NO	Status relay, open with internal error and/or motor stopped
COM	Status relay, shared connection (2A, 30VDC / 230VAC)
NC	Status relay, closed with internal error and/or motor stopped
GND	Earth reference for control
GND	Earth reference for control
FG	Hall Output (1 pulse/rev.)
IN1	Control signal input, 0-10V / 4-20mA / PWM
10V	Voltage output, 10VDC (10mA)
D1	RS485 interface for Modbus RTU
D0	RS485 interface for Modbus RTU
D1	RS485 interface for Modbus RTU
D0	RS485 interface for Modbus RTU
GND	Earth reference for control
GND	Earth reference for control
OUT	Slave output, 0-10V (5mA)
24V	Voltage output, 24VDC (100mA)
IN2	Sensor input, 0-10V / 4-20mA
GND	Earth reference for control
24V, EN	Remote ON/OFF; bridge between terminals, motor ON; ex-factory default bridge
24V, FIRE	Fire mode, disable all protections until final life fan. Function activated when bridge between terminals done
R, S, T	Output three phase voltage motor 230V
TP, TP	Motor thermal protection, manual reset

Jumper	Function/Technical specification
J5.1	Selection of input IN1, 0-10V/4-20mA sensor, open by default (0-10V)
J5.2	Selection of input IN2, 0-10V/4-20mA sensor, open by default (0-10V)
J5.3	Final selection Modbus network, open by default
J6	Selection of internal tachometer output (referenced to 10V), open by default

